



THE DISPATCH

Jan/Feb 2024, Vol. 63,
Issue 1/2

INSIDE THIS ISSUE:

<i>NCMSS Club News / Meeting Minutes</i>	2
<i>Events & Places</i>	4
<i>Parade Ground</i>	6
<i>Dispatches from Across the Pond</i> by R. Howard	31
<i>Worthy Reads—New on the Book Shelf</i>	32
<i>Bernie's D-Day Diorama Project</i>	33
<i>Non-Metallic Metal for Dummies—Zach Becker</i>	34
<i>Antietam Project 2002</i> by John Antkowiak	37
<i>NCMSS Swap Meet / Classifieds</i>	39

A WORD FROM THE EDITOR

Welcome to the combined January/February 2024 issue of *The Dispatch*. As we head into 2024 we plan on featuring more "How To" articles in *The Dispatch* written by your fellow members. Thanks to our former editor Tim Stormer, most of our club's *Dispatches* and *Videttes* were digitized. This means we'll be able to share club knowledge from days gone by that many of our newer members might appreciate. For instance, In this issue we reached back to the year 2002 to bring you a few items of interest.

We sincerely appreciated the contributions members sent in for *The Dispatch* last year and we encourage any-

one who wants to share their knowledge with the club. Your input is what makes this newsletter fun to produce and interesting to read. In the past we featured articles of individual members and their workbenches. Don't be surprised if you receive a request for photos of your "man cave" along with photos of your collections, both gray and painted.

This year promises to be a very busy one for the club and we'll do our best to keep you updated on all the relevant hobby-related news. In our upcoming March issue we'll provide more information on our upcoming show in September, the D-Day 80th Anniversary figure, and the Scale75 painting class

which will be held at the National Museum of the United States Army in August. Also, please don't hesitate to share any upcoming hobby events that we can add to our calendar!

Happy Reading,

David Hoffman
Editor and NCMSS Adjutant
bpchasseur@comcast.net




It's That Time Again!

It's that time of year again to renew your NCMSS Club membership. These dues help make what we do possible. Dues pay for club activities, state fees, yearly insurance costs, printing & mailing expenses, maintenance of our website, sponsorships of awards at figure competitions, promoting and executing our own yearly show, funding special projects, and overall promotion of our beloved hobby. We can't do any of these things without your continued support!

Renew or join the club by using the form in *The Dispatch* or use [PayPal on our club's website](#). Thank you for helping to keep our club afloat!

Darci Hoffman
NCMSS Paymaster





CLUB NEWS

NCMSS In Person Meeting — December 20, 2023

Call to Order & New Business [19:55-20:37]

- 1. Dave** officially started the meeting.
- 2. Dave** mentioned that some of our members attended the Long Island show (November 17-18, 2023). While everyone represented the club well, Zach B. won a gold for the fantasy display he entered and Steve Pyle won a People's Choice award. Congratulations!
- 3. Dave** listed several upcoming shows such as the Old Dominion Open where he'll be head figure judge. He requested assistance from any members who will be attending.
- 4. Dave** announced that the official date of our 2024 show had to be changed due to a hotel scheduling error. The official date for the 63rd annual show is September 7, 2024.
- 5. General Discussion** We discussed other possibilities

for where to hold future shows. There were a lot of excellent suggestions. If the club partners with AMPS and others we will need to look for a venue with more space.

- 6. Dave** reminded people that club dues are due!
- 7. Darci** mentioned our Facebook page has been getting a lot of requests for membership. The site is currently approved only for posts. Anyone interested in becoming an admin on our Facebook page is welcome to help.
- 8. Burt** gave an update on this year's show figure. He's been working with Scale75 on setting up a painting seminar before the show which will be held at the Army Museum. Details will be coming soon!
- 9. Burt** said the Army Museum's director was impressed with our show, especially what Nick S did with the kid's build tables. She's interested in

doing something similar at the museum. After the upcoming 250th birthday of the Army in 2025, Burt said he would like the club to be involved in setting up a semi-permanent exhibit.

Parade Ground [20:37-20:52]
Another great Parade Ground!

Christmas Party! [20:52-21:30]
Thank you to everyone who brought a great selection of goodies to the party. It was fun!

Meeting Adjourned [21:30]

Attendees
Greg Paspatis, Tim Stormer, Burt Thompson, Zach Becker, Patricia Becker, Grant Berry, Michael Dutcher, Jim Richey, Norb Lustine, Scott Sheltz, Brent Sheltz, Darci Hoffman, David Hoffman

MEETING NOTICE

Next In-Person Meeting
Apr 24, 2024
7:30-10:00 PM

Thomas Edison High School
5801 Franconia Road
Alexandria, VA
Room E-112
(Doors open at 7:00 PM)



NCMSS In Person Meeting — January 24, 2024

Call to Order & New Business [19:45-20:05]

- 1. Dave** officially started the meeting.
- 2. Burt** reported that Brian Howard of Scale75 is in the process of producing a WWII paratrooper figure. Burt is finalizing the August dates for the painting seminar at the Army Museum that will feature Brian's paratrooper figure.
- 3. Dave** said we'll start setting up meetings for this year's show. We need to plan to augment lighting in the display room.
- 4. Dave** mentioned Mike Pierce contacted him to say that Cedar Mountain Battlefield wants to do a large diorama. Dave said we need to discuss doing a club group build. Also, the club donated a

number of figures to the Cedar Creek battlefield gift shop. The money goes to the battlefield.

5. Bernie asked if we wanted to do coins again this year. General consensus was yes, since the coins were a big hit at the last show. Thank you Bernie!

6. Dave mentioned some of us will be displaying figures at Joe Bles's home on February 10 along with MaMa's Boys car group.

Parade Ground [20:05-20:40]
Another great Parade Ground!

Meeting Presentation [20:40-21:00]
Zach gave a great presentation on the art of non-metallic metal painting. Thanks Zach for the excellent info!

Meeting Adjourned [21:00]

Attendees
Bernard Kempinski, Dave Hoffman, Darci Hoffman, Rick A. Findley, Burt Thompson, Rick Findley, Jim Richey, Zach Becker, Mike Dutcher, Greg Paspatis, Jack Thompson, J.J. Powers, Luis Lacorazana





CLUB NEWS (CONTINUED)

NCMSS In Person Meeting — February 28, 2024

Call to Order & New Business [19:40-20:07]

- 1. Dave** officially started the meeting.
- 2. Dave** mentioned he brought some slides from the Atlanta Military Figure Society Show (February 9-11) if people wanted to see them after the Parade Ground.
- 3. Dave** said that Burt and Brian Howard of Scale75 both are working on research for the show figure. The poster features the picture used as the basis for the model.
- 4. Dave** said our club had a good turnout at the Richmond show and he appreciated everyone who helped judge. It was their largest show so far and was held in a larger building. They had 227 entrants with 960 models, so their tables were full. Cars, Sci-Fi and Gundam were well represented. The show had 51 vendors with 140 tables with 1128 attendees.

5. Dave said we're looking at sponsoring figures at the IPMS nationals coming up in Madison, WI.

6. Mike D. said he's in contact with the people running the NOVA Open and they're discussing having a historical figure category at their show. NCMSS might be interested in sponsoring. NOVA Open will be using an app for their judging which is something we need to explore for our show.

7. Dave reminded everyone of the NoVa IPMS Model Classic will be on April 13 and the NCMSS will once again be involved in judging the figures. Unknown if we'll have a club table at this time.

8. Dave noted the MFCA show will be coming up on May 3-4 and James Price will be doing a painting seminar. Nick Strocchia assisted the MFCA with setting up virtual registration forms.

9. Darci said she'll be ordering business cards for the club if anyone wants some as well as posters for the show.

10. Scott S. said that the Tank Farm won't be doing an open house this year. Scott also recommended that we update our ordnance categories.

Parade Ground [20:07-20:46]

Another great Parade Ground!

Presentation [20:46-21:15]

Dave shared slides from the Atlanta Show.

Meeting Adjourned [21:15]

Attendees

Rick A. Findley, Rick Findley, Jenny Young, Gerry Joria, Jim Richey, Jim Pratt, Jack Thompson, Scott Sheltz, Greg Paspatis, Mike Dutcher, David & Darci Hoffman

MEETING NOTICE

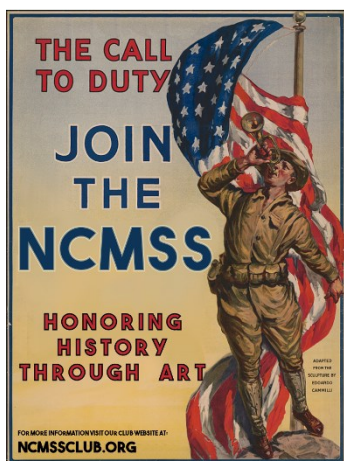
Next In-Person Meeting

Apr 24, 2024

7:30-10:00 PM

Thomas Edison High School
5801 Franconia Road
Alexandria, VA
Room E-112

(Doors open at 7:00 PM)



(Old-time wisdom from the February 2002 Dispatch)



Norb & Joe's Hints & Tips

How to Care for Your Paint Brushes

To care for and lengthen the life of your valuable sable and other paint brushes Norb Lustine recommends the following:



Before you start consider wearing gloves, surgical gloves are the best, they can be used over and over. Then if you were painting with oils clean your brush with paint thinner or clean water for acrylics. Next dip your brush(s) into dish cleaning detergent, gently work the detergent into the bristles then rinse. Then gently rub the brush(s) over a bar of mild hand soap. Work the soap into a lather and rinse. Then dip your brush(s) into hair conditioner, massage it in and rinse. The final step is to form the bristles into a point and store in an upright position. As soon as your brush(s) dries it's ready for your next painting session. A final tip is the next time you stay at a hotel/motel look for those little containers of 'hair conditioner.' One of those little jars will last and last.





National Capital Model Soldier Society

Member benefits include:

- * Friendly monthly meetings where we share our knowledge of history, painting, and modeling techniques
- * Monthly guest speakers
- * Monthly *Dispatch* newsletter
- * The NCMSS Washington Show
- * Affordable dues

What are you waiting for?
Welcome to the club!



EVENTS AND PLACES



AMPS 2024 International Convention

Thu Apr 11, 2024 to Sat Apr 13, 2024

Century Center, 120 Doctor M.L.K. Jr Blvd, South Bend, IN 46601

Northern Virginia Modelers
Model Classic 2024
The Road to Victory
80th Anniversary of D-Day
June 6, 1944

Saturday, April 13, 2024
9:00 AM - 4:00 PM
Fairfax High School
3501 Lion Run, Fairfax, VA 22030

General Admission
\$10.00 Single Adult (18 and older)
\$15.00 Family

Contestants
\$15.00
Unlimited number of models

Juniors (17 & under) and Active Duty Military (with ID) FREE!

Award Sponsorships
Category: \$30.00
Best of Class: \$50.00

Vendor Tables \$30.00 per table

On Site Food Concession

Super Raffle

Tom Henderson 15401 Woodfield Rd. Woodbridge, VA 22191 (703) 686-9358 tomhenderson@jgwenton.net

Jan Effertson 6202 Brady Ave. #5200, VA 22101 (571) 454-9100 jan.effertson@outlook.com

www.novalpms.org

Show Sponsorship & Food Concession
Fairfax High School
PTSA All Night Grad Committee

MINIATURE FIGURE COLLECTORS OF AMERICA

mfcA

81ST ANNUAL SHOW & MART

MAY 3RD & 4TH 2024

Radisson Hotel Philadelphia East
2400 Old Lincoln Highway
Trevose, PA 19053
267-520-6692

Special room rate \$129 book by April 4th for group rate

Visit us on our website or Facebook for show updates.

www.MFCACLUB.com



Listening to Paint Dry with Mike & Dan Podcast

Instagram Facebook YouTube

Episode 70: Urban Legends – What is happening Braver Painters! In this episode Dev and Mike explore the world of Urban Legends and miniatures. You can follow Dev on [Instagram](#) and check out his [YouTube channel](#).

Episode 71: A Conversation With Olo From A Case We gave Dev the keys and he's off and running with a wonderful interview with Olo from the company A Case. Thank you so much Olo for sharing your hobby journey with us. Find A Case here: <https://shop.army-case.com/>

Follow us on: [Instagram](#), [Facebook](#), [Youtube](#), and [Twitter](#)
Email: listeningtopaintdry@gmail.com





HOBBY CALENDAR 2024

- APR**
- Apr 6 — [MosquitoCon 32](#), IPMS New Jersey, Wayne, NJ
 - Apr 11-13 — [AMPS 2024 International Convention](#), AMPS, South Bend, IN
 - Apr 13 — [NoVA IPMS Model Classic 2024](#), Northern Virginia Modelers IPMS, Fairfax, VA
 - Apr ?? — [NorEastCon 2024](#), IPMS NorthEast New York, Albany, NY (no 2024 date yet)

- MAY**
- May 3-4 — [MFCAs 81st Annual Show & Mart](#), MFCAs, Trevese, PA

- JUN**
- Jun 1-2 — [WonderFest 2024](#), Louisville, KY
 - Jun 8 — [Maryland Toy Expo](#), Timonium, MD
 - Jun 8 (tentative) — [ScottCon 2024](#), Gen. R.L. Scott IPMS, Warner Robins, GA

- JUL**
- Jul 17-20 — [IPMS National Convention 2024](#), Madison, WI
 - Jul 17-21 — [Historicon 2024](#), Historical Miniatures Gaming Society, Lancaster, PA
 - Jul ?? — [HobbyTown Convention](#), Kissimmee, FL (no 2024 date yet)

- AUG**
- Aug ?? — [Back to Gettysburg - American Civil War Exhibit](#), APG (no 2024 date yet)
 - Aug 28-Sep 1 — [NOVA Open](#), Crystal City, VA

- SEP**
- Sep 7 — [NCMSS 63rd Annual Washington Show](#), NCMSS, Springfield, VA
 - Sep ?? — [JerseyFest Model Kit & Statue Fair](#), Newark, NJ (no 2024 date yet)

- OCT**
- Oct ?? — [PaxCon 2024](#), So. MD Scale Modelers, Hollywood, MD (no 2024 date yet)
 - Oct 4-5 — [ArmorCon 2024](#), AMPS Northeast Military Modelers Assoc., Southbury, CT
 - Oct 20-21 — [MMSI Chicago Show 2024](#), Military Miniature Society of IL, Schaumburg, IL

- NOV**
- Nov TBA — [Long Island Miniature Model Show](#), LIMMS, Freeport, NY

- DEC**
- NCMSS Christmas Party 2024

If you know of any upcoming events that you would like people to know about, please contact Adjutant David Hoffman at bpchasseur@comcast.net and we'll add the date to our calendar.

☆☆☆ PARADE GROUND ☆☆☆



December "Mug-of-the-Month"

WINNER

December 20, 2023
Parade Ground Participants

Greg Paspatis, Jim Richey, Mike Dutcher, Scott Sheltz

Photos by Jim Richey



"Barbarian King"
Jim Richey

GREG PASPATIS


In commemoration of the Battle of the Bulge, Greg brought in an old Monogram figure of a German Stormtrooper. In 1/35 scale and a favorite series of his, Greg asked if anyone knew of anybody still selling them. All agreed they are hard to find.



☆☆☆ PARADE GROUND ☆☆☆

JIM RICHEY

Jim Richey got this Kirin kit from member Warren Yaun's collection that Jim Pratt had picked up. Called the "Barbarian King," this is loosely based on the Conan series artwork by Frank Frazetta. Jim painted this in his usual acrylics.



☆☆☆ PARADE GROUND ☆☆☆

MIKE DUTCHER

A friend of Mike asked him to do a figure from the old Dungeon and Dragons cartoon “Bobby the Barbarian” and Mike complied. He said it was a fun project that only took him about 1 1/2 hours to complete.

Mike also showed us a brush set he recently acquired with brushes designed for dry brushing techniques for miniatures. Made by Artify, it comes with five brushes, brush soap and dampening pad. Only \$21.56 on Amazon. He described his own technique and how he uses a “Texture Palette” to keep the paint moist. He promised to do a demo soon!



☆☆☆ PARADE GROUND ☆☆☆

SCOTT SHELTZ



Scott had two kits he recently bought from Ignis Art based in Poland. Flawlessly cast with no mold lines, the subjects are based on characters from Slavic mythology, in this case Goddesses Wazulka and Dziewanna. Sculpted by Melanie Delon in 1/10 scale, these are beautiful sculpts. No U.S. distributor at this time. Can't wait to see these painted!



☆☆☆ PARADE GROUND ☆☆☆



January “Mug-of-the-Month”

WINNER

January 24, 2024
Parade Ground Participants

*Bernard Kempinski,
Jack Thompson, Jim Richey,
J.J. Powers, Zach Becker,
Mike Dutcher, Rick Findley,
Rick A. Findley, Luis Lacorzina,
Greg Paspatis*

Photos by Jim Richey



“79th New York”

Rick A. Findley

GREG PASPATIS

Greg brought this old Valiant figure of an 8th Army Desert Rat in 1/32 Scale. Painted in enamels.



☆☆☆ PARADE GROUND ☆☆☆

JIM RICHEY

A Work in Progress, This is another figure Jim got from Warren Yaun's stash from Jim Pratt. It is "Fagin" from Oliver made by Reedee's Miniatures in 1/9 scale. The box art had him with gray hair but Jim found him always portrayed with red hair, including when Ron Moody played the role in the classic film who is portrayed here. Painted in Acrylics.




☆☆☆ PARADE GROUND ☆☆☆

BERNARD KEMPINSKI

Also featured in our Feb. 3 Zoom Parade Ground found here:

<https://www.ncmssclub.org/parade-ground>, Bernie brought in his Medusa 1/7 Scale bust from a 3D print. It is painted with Vallejo and Army Painter acrylics. "Castiga" or "Punish" is a 3D print about 1/10th scale. Bernie wasn't sure what the designer was thinking when he added two katana swords in sheaths that leave most of the blade uncovered. The other bust is of Demophilus, who was the commander of a contingent of 700 Thespians at the Battle of Thermopylae (480 BC). At the end they stood along with the 300 Spartans at the last stand, all were killed. Bernie airbrushed the basecoat and burnished AK True Metal with a Q Tip.



☆☆☆ PARADE GROUND ☆☆☆

BERNARD KEMPINSKI (CONTINUED)

Bernard brought in some more pieces for his D Day diorama that he is doing with Keith Rocco. We have featured the completed project elsewhere in this issue. Much more can be found on his Blog.

<https://usmrr.blogspot.com/>

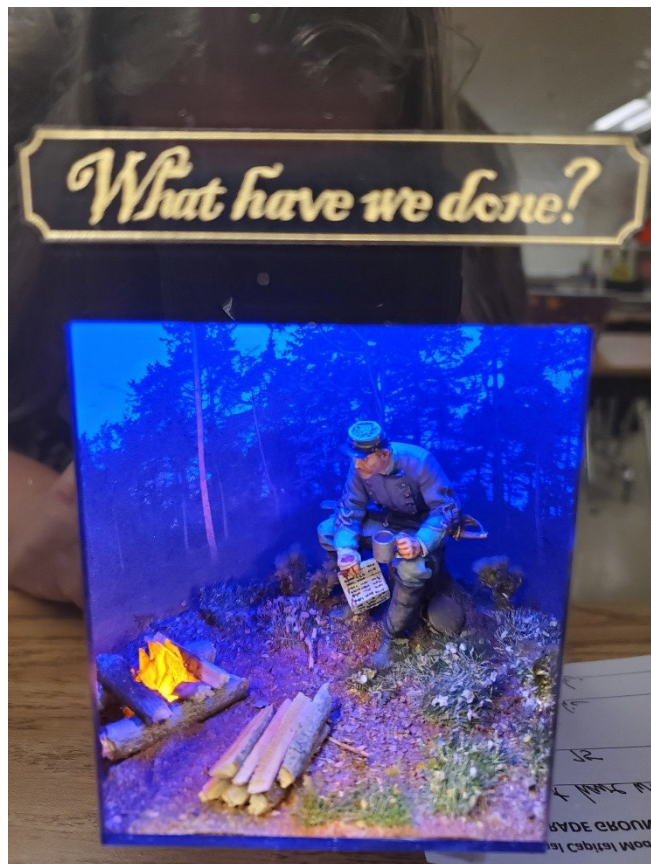


☆☆☆ PARADE GROUND ☆☆☆

BERNARD KEMPINSKI

Bernie brought his small shadow box diorama called "What Have We Done". Details on how it was done can be found in our Feb. 3 Zoom Parade Ground found here: <https://www.ncmssclub.org/parade-ground>. It features a figure from Scale75, called "The Casualty Toll." He bought the figure as he thought the pose was very compelling. The figure is based on an original painting by Keith Rocco entitled, "Lt. Col. Williamson, 6th Virginia."

The colors of his uniform in the box art were quite blue, almost teal in coloration. Keith's artwork is a more neutral gray which Bernie used as a guide.



☆☆☆ PARADE GROUND ☆☆☆

ZACHARIAH BECKER



Zach brought this Young Miniatures WW2 Soviet Naval Infantry bust. He explained that this was the first time he tried using a Zorn palette. He wished he had first learned figure painting using this method and its limited palette of four colors, as it is a great learning experience.

The Zorn Palette (also known as the Apelles Palette) comprises four colors thought to have been used by the Swedish portrait painter Anders Zorn (18 February 1860 – 22 August 1920). These colors are Vermilion, Ivory Black, Flake White and Yellow Ochre. Because of the unavailability of Flake White and the expense of Vermilion, these colors are now often exchanged for Titanium White and Cadmium Red respectively. There is evidence that this palette has been in use by painters since the 4th Century BC; Pliny referred to the painter Apelles of Kos' tetrachromatic palette, which comprised red, yellow, black and white pigments.

He mentioned that the jacket is made of wool but the finish makes it too much like leather so the discussion went to various matte finishes that members use. A good topic for an article in our newsletter!



☆☆☆ PARADE GROUND ☆☆☆

MIKE DUTCHER

The mounted figure is a “King’s Paladin” by Daybreak Miniatures and is a work in progress. Mike is practicing his metallic paint techniques using inks and Scale 75 White Alchemy to build highlights. The latter paint has a translucent quality that he has been layering on.

As some of you may recall, Mike had a case of miniatures that he was taking to a show when they were destroyed by a TSA employee at the airport who decided to shake the case. A friend of his, well known artist Sam Lenz had painted the same figure and gifted it to him afterwards. The artist has a YouTube video of him painting it too.



☆☆☆ PARADE GROUND ☆☆☆

JACK THOMPSON

From Poste Militaire in 90mm, Jack Painted the Napoleonic Empress Dragoon a long time ago, and was a bit lonely sitting at the table with an empty chair but he finally found a PM Fifth Dragoon Trumpeter relatively recently in a visit to the French army museum's gift shop at Les Invalides in Paris. These figures are painted in acrylics.

The title "Trompettes Soufflant" or "blowing trumpets" has another humorous meaning of "telling stories".



Empress' Dragoons Trompettes Soufflant Elite Company 1st Dragoons
1810

☆☆☆ PARADE GROUND ☆☆☆

J.J. POWERS



J.J. did another of his outstanding Airfix Bengal Lancer conversions, this time of a 50th Light Dragoon or Elliot's Dragoon from 1765 during the Seven Years War. Due to their accomplishments in the conflict the Regiment was given Royal honors and designated the King's Light Dragoons in 1766, so the Green facings then became Blue and was later reconstituted as a Hussar regiment, the King's 15th Royal Hussars and amalgamated with the 19th Hussars in 1922.

As his usual practice, J.J. "chopped up" the stock Airfix horse and reanimated the head, neck and legs with cutting, sanding, and filling with Plaster of Paris. Applying the requisite straps, strings and equipment along with other modifications he finished the piece using oils. Another nice piece of British history brought to life.




☆☆☆ PARADE GROUND ☆☆☆

LUIS LACORZINA

Luis had these shadow box frames for a long time and was inspired to fill them using some creative ideas. On the right is "Space Odyssey", where he used a wood floor sample as a base and added an astronaut fleeing a space zombie on an alien landscape. He added larger versions of the figures in front. Nice creative concept!

The second is called "No Big Brother", where some painters are painting over an "All seeing Eye" from a print he had. Nice!



★★★★ PARADE GROUND ★★★★★

RICK A. FINDLEY

Rick obtained a very nice kit of a 79th New York State Militia Highlander from 1861 by Zone, a company from Hungary. Very nicely cast, the only problem was he had to make extensive modifications to make it accurate.

The figure is in the Parade Uniform in Kilt with Sporrin in New York and D.C. from 1861. Most of the regiment was later fitted in trows or trousers. Many of these uniforms still survive. The kit is cast with in typical Scottish knife pleats, but tailors didn't have those in New York at the time and instead it was flat with simple folds in back, so he resculpted it. He also changed the epaulettes, added a jacket pocket, and modified the sporrin, along with other details. It was missing a cartridge box so he added one and removed a canteen. The NCO sword was correct. He added a cockade as seen in photos. The 79th took part in nearly every major engagement of the civil war and become one of the most known and traveled regiments in the Union Army.


Rick showed up to the meeting wearing the same kilt from the regiment looking pretty sharp. Bravo!



☆☆☆ PARADE GROUND ☆☆☆

RICK FINDLEY

Rick brought some figures from One Page Rules, a “Bat Beast” and some “Zombie Rules.” This is a tabletop wargame Patreon from China that creates 3D-printed miniatures and wargames. Figures, rules, etc. are provided monthly for a \$10.00 fee. They do a limited run of new figures each month although some can be bought on their website at <https://www.myminifactory.com/users/onepagerules>




☆☆☆ PARADE GROUND ☆☆☆



Virtual Meeting February 3, 2024 Parade Ground Participants

*Robert Huettner, Zach Becker, Devin Reno,
Mike Thomas, Steve Pyle, Michael Pierce,
Luis Ugarte, Bernard Kempinski,
Lorenzo Stalteri, Rick Sanders, Dick Perry*

Note: This Parade Ground had a wealth of information and too many pictures to share in *The Dispatch* due to file size limitations. You can view the February 2024 [Virtual Meeting Parade Ground](#) listed separately on our club website.



☆☆☆ PARADE GROUND ☆☆☆



February “Mug-of-the-Month”

WINNER

February, 2024 Parade Ground Participants

*Greg Paspatis,
Bernard Kempinski,
Rick A. Findley, Rick Findley,
Jenny Young, Jack Thompson,
Mike Dutcher, Gerry Joria*

Photos by Jim Richey




“Bocage Hell - Ambush at Colleville-sur-Mer”

Bernard Kempinski

GREG PASPATIS

Greg picked up this old Imrie Risley figure at one of our meetings and was very happy to find it. It is of an 8th Army “Desert Rat” in 1/32 scale painted in enamels. Another classic line of figures long gone!



☆☆☆ PARADE GROUND ☆☆☆

BERNARD KEMPINSKI

Bocage Hell - Ambush at Colleville-sur-Mer. Bernie started this D Day project in 75mm with WW2 figures from Speria Miniatures from Sweden about a year ago, and his steady progress has been well documented in our other Parade Grounds and his blog <https://usmrr.blogspot.com/>

Based on an action late on June 6th where a unit of the 1st Infantry Division was ambushed further inland, he has finished the landscaping, adding some of his own laser cut foliage and trees, which he is considering selling in various scales.

Brilliant work and great to see it in person!



☆☆☆ PARADE GROUND ☆☆☆

RICK A. FINDLEY





Rick did this Glover's Marblehead Regiment figure from the Revolutionary War, made by Miridiana Miniatures in 54mm. Rick made a lot of modifications to this figure from the stock piece, which included re-sculpting the jacket into a "Mariner's jacket", giving him a pullover striped sailor's shirt, added a neckerchief favored by sailors, new straps, etc.

Famous for saving George Washington and his army at the Battle of Long Island, they were raised as a Massachusetts militia regiment and taken into the Continental Army establishment during the summer of 1775. Composed of seafaring men, many of African descent from the area around Marblehead,

Massachusetts, it "appropriated" and manned the boats during the New York and New Jersey campaign of 1776 and the crossing of the Delaware River before and after the Battle of Trenton.

At the Battle of Long Island, Washington made the decision to evacuate his troops, and that evening under stormy conditions, ordered Glover and the 14th Continental to ferry the entire army across the mile-wide East River. On the morning on August 30 under cover of fog, Glover and his men completed the task of moving the troops, horses, artillery and supplies across to Manhattan without detection by the enemy. The men of the regiment were only enlisted for one and a half years, and it was disbanded on December 31, 1776.



☆☆☆ PARADE GROUND ☆☆☆

RICK FINDLEY

Rick is working on his metallic painting and used True Metal Metallic paints from AK Interactive on this 3D printed Skeleton Warrior, a Wargaming figure.



JENNY YOUNG

Jenny brought in a figure she is working on, which is an old Franklin Mint casting of a Blacksmith. She is doing it as a gift for her Farrier friend that she has known for many years and has taken care of her horses. She also wanted to show that she is still painting, quite well we may add.



☆☆☆ PARADE GROUND ☆☆☆

JACK THOMPSON

Another classic kit that some of us have completed over the years, a 1/35 SAS Jeep from Tamiya. Jack related that he likely completed this over 20 years ago. Based on a famous photograph of the SAS in North Africa, this one is an old favorite and very well painted by Jack.



☆☆☆ PARADE GROUND ☆☆☆

MIKE DUTCHER

Mike is doing these for AdeptiCon, a set of Barristers of Titan by Creature Caster, complete with only 72 skulls to paint! Besides his usual acrylics, Mike is using a marbling technique that he recently learned from a friend that uses an airbrush. Mike is doing a demonstration on it at the March Meeting. More to follow.



☆☆☆ PARADE GROUND ☆☆☆

MIKE DUTCHER (CONTINUED)

The top figure is “The Armorer” from the series The Mandalorian. She is the Priestess that makes all the cool stuff for the Mandalorian. A larger scale 3d Print that Mike has primed and provided highlights in white so he can paint and complete it at the show at his workbench. He also added “This is the Way” in Aurebesh, an alphabet used to represent spoken Galactic Basic in Star Wars.

The second figure is from Parabellum Games and Mike tried a couple new techniques including snow from Woodland Scenics and Frost from Greenstuff World on the rocks.



☆☆☆ PARADE GROUND ☆☆☆

GERRY JORIA

The French Old Guard Grenadier goes back quite a few years. It is by the long gone Bussler line, and Gerry bought it for only \$1.00 back in 1967!

Gerry has been to Warsaw, Poland a couple of times and when visiting the Ghetto Uprising Museum saw a full size version of essentially a homebuilt armored car that they used in their desperate fight against the Germans. He found a kit of one there and brought it home, along with some resistance fighters that he will be painting to go with it. Looking forward to seeing them completed and another great piece of history!



DISPATCHES FROM ACROSS THE POND

Courtesy of Robin J. Howard

Queen’s personal piper reflects

By Jane Clinton

A bagpiper who grew up in a council house to become the Queen’s piper has spoken of how the monarch came to his aid when his wife was diagnosed with terminal cancer.

Pipe Major Scott Methven held the role of Piper to the Sovereign—one of the most illustrious in the piping world—for four years from 2015 to 2019.

His role meant every morning at 9am in the grounds of wherever the Queen was in residence he would play around for 15 minutes below the monarch’s window. Mr. Methven, who grew up in Stirling, Scotland, began playing the bagpipes as a child. He then joined the army and did two tours in Afghanistan.

When he was offered the role as the Queen’s personal piper he admitted he had no idea what to expect.

“I thought, my goodness, this is the most bizarre thing in the world,” he told



the BBC. “If anyone had said to me, in 80 years time , you’ll actually be living in Buckingham Palace I don’t think I would have believed you. I had no idea, coming from a council house what it would involve.

“You are thrust right into the inner circle of the monarchy. The clichéd word would be ‘surreal’”.

He even got to grill the Queen on her musical tastes, asking her if she enjoyed the pipes to

which she replied she “really did”.

He is also full of gratitude for the

monarch’s support when his wife, Morven, was diagnosed with stage 4 terminal cancer in 2017.

He was at Balmoral at the time and was worried about how he would care for his wife and children.


“Her Majesty supported me with everything that went on with my private



life,” he said. “I was told just to go. They [the children] were staying in Balmoral Castle and getting looked after while I was away looking after my wife. She was given just weeks to live and she managed to last a year.

He added: “People genuinely think what you will about the Royal Family or the Queen, [but] they pulled it out of the bag for me.”♥





Preserving the Past for the Future



WORTHY READS

NEW ON THE HOFFMAN FAMILY LIBRARY SHELF

Silent Cavalry

How Union Soldiers From Alabama Helped Sherman Burn Atlanta—And Then Got Written Out Of History by **Howell Raines**

541pp, Crown Publishing, New York, 2023
ISBN: 9780593137758

“Resonant and lyrical...Raines delivers a superlative study in what makes history ‘history.’ This genealogical detective story is both a delight to read and an important corrective.”—*Publishers Weekly*

“It is my sincere hope that this compelling and submerged history is integrated into our understanding of our nation, and allows us to embrace new heroes of the past.”—Imani Perry, professor, Harvard University, and National Book Award-winning author of *South to America*

About Silent Cavalry

(From the Publisher)

A Pulitzer Prize-winning journalist reveals the little-known story of the Union soldiers from Alabama who played a decisive role in the Civil War, and how they were scrubbed from the history books.


We all know how the Civil War was won: Courageous Yankees triumphed over the South. But is there more to the story? As Pulitzer Prize-winning journalist Howell Raines shows, it was not only soldiers from northern states who helped General William Tecumseh Sherman burn Atlanta to the ground but also an unsung regiment of 2,066 Alabamian yeoman farmers—including at least one member of Raines’s own family.

Called the First Alabama Cavalry, U.S.A., this regiment of mountain Unionists, which included sixteen formerly

enslaved Black men, was the point of the spear that Sherman drove through the heart of the Confederacy. The famed general hailed their skills and courage. So why don’t we know anything about them?

Silent Cavalry is part epic American history, part family saga, and part scholarly detective story. Drawing on the lore of his native Alabama and investigative skills honed by six decades in journalism, Raines brings to light a conspiracy that sought to undermine the accomplishments of these renegade southerners—a key component of the Lost Cause effort to restore glory to white southerners after the war, even at the cost of the truth.

In this important new contribution to our understanding of the Civil War and its legacy, Raines tells the thrilling tale of the formation of the First Alabama while exposing the tangled web of how its wartime accomplishments were silenced, impli-



cating everyone from a former Confederate general to a gaggle of Lost Cause historians in the Ivy League and a sanctimonious former keeper of the Alabama state archives. By reversing the erasure of the First Alabama, *Silent Cavalry* is a testament to the immense power of historians to destroy as well as to redeem. —Crown Publishing




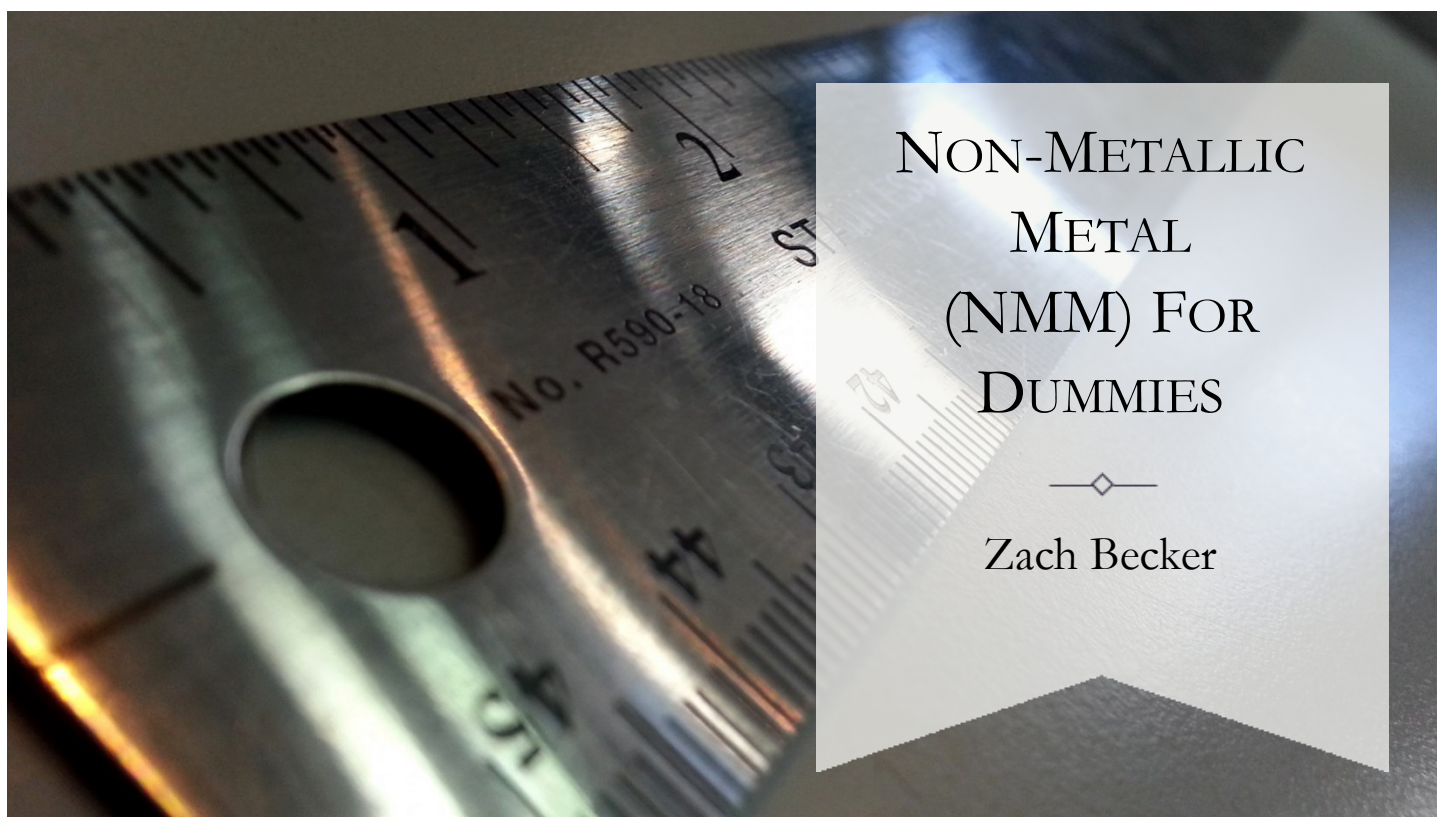
General Grenville M. Dodge and staff while commanding left wing of the 16th Army Corps. Corinth, MS, 1862. Photographer: Howard & Hall. Id: (seated l to r): Grenville M. Dodge, Major William Stone, Lt. Col. R.S. Barnhill, Surgeon W.R. Marsh, Capt. George C. Spencer; (standing l to r): Capt. J.W. Barnes, Lt. O.H. Dodds, Capt. C.C. Carpenter, Capt. J.K. Wing, Lt. J.H. Hogan, Major N.D. Howard, Capt. Henry Horn, Capt. Bernard Chenoweth, Lt. G.M. Bailey. (Grenville M. Dodge Collection (PH2001.3.233), State Historical Society of Iowa, Des Moines)

D-Day Diorama Project



In our last *Dispatch* we featured Bernie Kempinski's D-Day 80th Anniversary diorama project with renowned artist Keith Rocco, which focuses on the 1st Infantry Division and Omaha Beach. This amazing diorama is now complete! Visit Bernie's blog at <https://usmrr.blogspot.com/> to get a complete story on the project. Bravo!





(Editor's note: The following is from Zach's January 2024 meeting presentation PowerPoint.)

What is NMM and Why do it?

- ◆ NMM is a way to paint surfaces to look like metal without using metallic paints
 - This was THE metal painting technique until the 1920s
- ◆ Why use NMM?
 - Improves your painting skills
 - Forces you to think about light effects on different surfaces and shapes
 - Forces a perspective for the viewer



NON-METALLIC METALS (CONTINUED)


What is NMM and Why do it?

- ◆ *CONTRAST!*
 - Metal is highly reflective; when metal catches light it will shine very bright, often to a white, and where there is no light the metal will be very dark
- ◆ Painting this requires putting your lightest colors next to your darkest colors
 - The transition from dark to light occurs very fast



There are different styles of NMM


- ◆ Stylized
- ◆ Realistic
- ◆ Muted or Weathered



NON-METALLIC METALS (CONTINUED)

Basics for painting NMM

- ◆ Understand how light interacts with metal



- 1) Sketch the colors
- 2) Dark shadows
- 3) Mid-tones
- 4) Highlights
- 5) Blend transitions (perfect blends not needed!)
- 6) Add white at highest points and direction of light
- 7) Edge highlighting
- 8) Bonus: Environmental reflections



ANTIETAM PROJECT 2002

FROM THE FEBRUARY 2002 ISSUE OF THE DISPATCH

By John Antkowiak

Recently the club received a message from an early NCMSS member John Antkowiak asking for some hobby advice. John moved out of our area in about 2007 and had lost touch with members of the club. We were delighted to reconnect with him!

John was pleased to hear that the club was active and that many of his old friends were still active members. He also mentioned that he had been involved in a club group build diorama of the Sunken Road at Antietam. We were able to locate a *Dispatch* article by John on the project, reproduced in full here for your reading pleasure.



John & Irene Antkowiak


Well! I am pleased to announce the completion of the 2001 Antietam Project. (Somebody double-check the calendar for me... it's not March yet, is it? So much for that November deadline!) The project will be on display at the February meeting. Also, Charles has graciously offered to display it at Granddad's Hobby Shop in Springfield until the auction. Perhaps (he said optimistically) I will have had the opportunity to coordinate this with him by the time this issue of *The Dispatch* is released.

A couple of items remain: the matter of the accompanying documentation, the plate with the historical summary, the sale, and the effort to thank those who volunteered their time and those who offered to sell the club their products and services at reduced rates, making this whole experience possible. In addition, I am planning a presentation for the John & Irene Antkowiak April meeting to share some of

the techniques used to create the terrain and convert the Colonel Gordon figure.

I would like to ask you to consider what sort of card or brochure or certificate should be produced to go with the model, and what it should say. For example, we might decide to include the historical summary on the card rather than on a plate glued to the front of the case. The document should have, at a minimum, our name and logo, Antietam National Battlefield, a picture of the model, and the purpose and date of the sale. We may also wish to use the space to plug the club or to list the individual contributors. Does anyone have any thoughts on this?

I was thinking that we could make enough copies of



ANTIETAM PROJECT 2002 (CONTINUED)



this certificate to provide one to each contributor as well, with a good color print of the model, as a memento of their work. I would think that this would come after the sale, so that we could inform the contributors of the final outcome of their efforts.

For those of you who have not heard, one of our own club members has offered to buy the piece for \$ 1700, declaring that we would not have to let it go for less than that. We owe Erick Erickson a heartfelt word of thanks for this extremely generous offer, which has led to some discussion about whether to simply accept it outright or to follow through with the original plan of putting the model up for auction. While it would fall to me to do that, and I know precious little about auctions, I tend to think that we would be able to find a suitable event and possibly find a bidder or two who would be willing to increase the pot that would go to the battlefield. Ken Baebel

mentioned to me that he has information about an upcoming auction of military memorabilia; it sounded very promising. I am looking forward to hearing more about it at the next meeting.

Feel free to call me with any ideas at (703) xxx-xxxx, or e-mail me.

— JA



*Mike Fleckenstein
Photography*

346 Dunbarton Lane
Conway, SC 29526

Facebook
[facebook.com/MikeFleckensteinPhotography](https://www.facebook.com/MikeFleckensteinPhotography)
[facebook.com/MikeFleckensteinScaleModels](https://www.facebook.com/MikeFleckensteinScaleModels)

E-Mail
modrfleck@yahoo.com

Phone
540.498.0162



**GAEL
HOBBIES**



The Little Tin Soldier
Purveyors of Flat Figurines
TheLittleTinSoldier.com



THE NCMSS DISPATCH SWAP MEET

Search, Buy, Sell, Trade

Welcome to the place where NCMSS Members and friends of the club can trade, sell, or obtain items of interest and need. Contact your Dispatch editor if you wish to submit a request at bpchasseur@comcast.net

Black Heart Models

Hobby Works

Andrew Cairns Models

griffith33@gmail.com
Peter Griffith - AC Models USA Rep

ETA
diorama accessories HELLAS

THE MODEL CELLAR

THE MODEL CELLAR

We produce a range of figures, busts, and accessories with a special interest in The Great War, 1914-1918

Frontline Model Kits & Hobbies

MICROWORLD GAMES, LLC

ALCHEM Scale Models

Your only option for everything hobby



THE NCMSS DISPATCH SWAP MEET

Search, Buy, Sell, Trade

Welcome to the place where NCMSS Members and friends of the club can trade, sell, or obtain items of interest and need. Contact your Dispatch editor if you wish to submit a request at bpchasseur@comcast.net



THE MODEL CELLAR



Werner Voss
1/24 Scale



DREAM WIZARDS
Established 1979



Gael

HOBBIES



Your First Choice
for Display Bases

BIRCH TREE ENTERPRISES

John Jefferies
Phone: (516) 662-5281 E-mail: birchtreejohn@aol.com



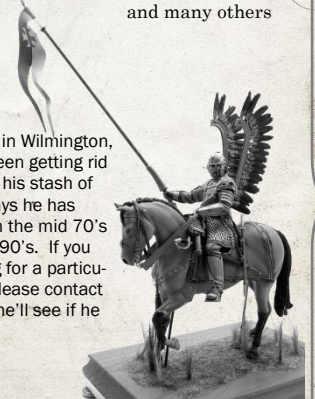
HuzzahHobbies.com

Phone: (703) 466-0460



Bartons, Almonds, Series 77, Poste Militaire, Ceremonial and many others

Brian Ford in Wilmington, N.C. has been getting rid of some of his stash of kits. He says he has plenty from the mid 70's to the late 90's. If you are looking for a particular kit(s), please contact Brian and he'll see if he has it.



Brian has Bartons, Almonds, Poste Militaire, Series 77, Ceremonial, and many others. Contact him at: aford1@ec.rr.com



HUZZAH HOBBIES

LOUDOUN COUNTY'S TABLETOP GAMING HEADQUARTERS



THE NCMSS DISPATCH SWAP MEET

Search, Buy, Sell, Trade

Welcome to the place where NCMSS Members and friends of the club can trade, sell, or obtain items of interest and need. Contact your Dispatch editor if you wish to submit a request at bpchasseur@comcast.net

CUSTOM DIORAMICS

QUALITY MINIATURES IN VARIOUS SCALES
FROM ONE MODELER, TO ANOTHER

WWW.CUSTOMDIORAMICS.COM/SHOP
CUSTOMDIORAMICS@GMAIL.COM

LEGENDS & LORE RESIN FIGURES

YANKS MINIATURES

Collectible Kits



Phoenix Follies

Vintage Fantasy
Military Figures
Armor
Aircraft

“Ask about our gnomes”



James L. Pratt

Purveyor of eclectic, rare, and hard-to-find models

Email: jameslpratt@aol.com

John's

Models

Cantonment, Florida
Phone: (850) 968-6008

Club website:
ncmssclub.org

Club Facebook:
[NCMSS](https://www.facebook.com/NCMSS)

BACK PAGE

2024 NCMSS Officers

Commanding Officer Burt Thompson
thompsonnu84@gmail.com

Executive Officer Bob Prokop
rprokop@hotmail.com

Adjutant David Hoffman
bpchasseur@comcast.net

Paymaster Darci Hoffman
dkdickens-h@comcast.net

Show Chairman Burt Thompson
Thompsonnu84@gmail.com

Vendor Chairman Grant Berry
Granthberry@aol.com

Webmaster Mike Fleckenstein
modlrifleck@yahoo.com

Dispatch Editor David Hoffman
bpchasseur@comcast.net



MICROWORLD GAMES, LLC

MODEL KIT #32051
Stearman PT-17 with American Cadets ICA#
1/32 SCALE

Your only option for everything hobby

S&J Hobbies

ebagnoli@aol.com

Advertising Policy

The Dispatch does not accept paid advertising; but will accept, without obligation and on a "first come-first served" + space available contingency, business cards or ads for miniature, toy soldier, plastic model and similar shows submitted by NCMSS members of other clubs, associations, or businesses that the NCMSS has an association with.

Ads for shows must be submitted by the 15th of the month for a show scheduled for the following month. Business cards may be submitted for continuous running, subject to space availability. Members may also submit sale/want ads as desired. Ads or business cards in compliance with this policy and printed in The Dispatch do not represent an official endorsement by the NCMSS; nor does NCMSS endorse specific shows or vendors.

National Capital Model Soldier Society (NCMSS) 2024 Membership Application / Renewal

Please PRINT Information Legibly & Clearly

If **renewing** membership and there is **NO CHANGE** in information from the previous year, simply print your "**NAME**" on the **Name** line and print "**SAME**" on the **Address** line of this form.

Date: _____ New Member: _____ -or- Renewal: _____

Name _____

Address _____

City _____ State _____ Zip _____

Phone (H) _____ (C) _____ (W) _____

Email _____

NOTE: Newsletter will be provided **ONLY** in electronic digital format as an attachment via email

Figure Modeling Interests: (tell us what historical era -or- special genre you particularly enjoy modeling or collecting)

Annual dues of \$20 are payable to **NCMSS**. Send check or money order and this form to:
Darci Dickens-Hoffman (Paymaster), 17720 Mill Creek Dr. Derwood, MD 20855

NOTE: information on this form will be included in the **2024 NCMSS Membership Roster**

For internal paymaster's use only:

Payment rec'd by: _____ Date payment rec'd: _____ cash: ___ (or) check #: _____