



THE DISPATCH

June 2023, Vol. 62, Issue 6

INSIDE THIS ISSUE:

<i>NCMSS Club News / Meeting Minutes</i>	2
<i>Events & Places</i>	3
<i>Parade Ground</i>	5
<i>Dispatches from Across the Pond by R. Howard</i>	30
<i>Roma Victrix book review by Dr. M. Thomas</i>	31
<i>The Raid at Targovisti by K. Bukowski</i>	33
<i>NCMSS Swap Meet / Classifieds</i>	35

COMMANDER'S CALL

Greetings to the NCMSS and our extended team!

Hope everyone is having a great summer thus far. For our July meeting Eric Reinert from our friends at the Washington Armor Club (WAC) will be giving a demonstration on weathering techniques using the "hairspray technique" with airbrush. If you're able to attend it should be an informative meeting.

Our 62th Annual Washington Show is quickly approaching and it is shaping up to be a great one. We will need volunteers to help out, such as the admissions desk, exhibitor assistance, judging, etc...so please show up and help out where you can. Let Dave or Darci Hoffman know soonest how you can assist.

Thanks to everyone involved in the planning and preparation for the show.

A few updates:

- * We are promoting the Artist Preservation Group (APG) figure exhibition at the Gettysburg Battlefield in August. APG is sponsoring a Best American Revolutionary War figure for our show. Thanks to the APG.
- * NOVA IPMS is sponsoring our Ordnance and Diorama categories along with a generous donation
- * Our show theme honors the Revolutionary War's End in 1783, 240 years of independence.
- * Two more virtual meetings before our show!

I look forward to seeing everyone in person at the show, especially all of our new members. It will be great to see the excellent work you all have done over the past year.

Until then - *Paint On!*



Burt
The Commander



Visit our
NCMSS Club Website

For Show News and
Purchasing your Limited Edition


Colonial Militiaman
TODAY!



Colonial Militiaman

American War of Independence

Sculpted by
Mike Stelzel
75mm





June MOTM

"Mug-of-the-Month"



"High Road to Rome"
Bernard Kempinski

MEETING NOTICE

IN PERSON

FOURTH Wednesday
of the month

July 26, 2023

7:30-10:00 PM

Thomas Edison High School
5801 Franconia Road
Alexandria, VA
Room E-112

CLUB NEWS

NCMSS In-Person Meeting — June 28, 2023

Call to Order & New Business [19:40-20:02]

- 1. Dave** officially started the meeting.
- 2. Dave** mentioned that Burt was unable to attend the meeting due to a conflict with his new position as President of the [Army Historical Foundation](#). In the future the club hopes to set up an exhibit at the museum.
- 3. Dave** gave an update on the online show preparation meeting we held on June 22. Our main objective was getting an update on vendors coming to our show. Interest has been excellent.
- 4. Dave** said Scott Sheltz will be handling the raffle and Curt volunteered to help. (Thanks guys!)
- 5. Dave** reviewed the tentative show schedule for setting up on Friday night. As of now vendors have access to the room at 7:00pm. Darci will verify times with the hotel as the date of the show nears.
- 6. Dave** gave an update on possibly enlisting the Young

Marines for starting the show. **Jim P.** has contact info and between Jim & Dave we'll get back in touch with them. Also, the club has some items from Joe Bles that we need to donate to the Young Marines for their fundraising.

7. Darci gave an update on club finances. (For balances email Darci) Darci proposed letting kids 17 & under into the show for free. Suggestion approved.

8. Bernie brought in a large bag of laser etched coins for passing out at the show. Thanks Bernie!

9. Bob P. discussed setting aside time and space for demonstrations at the show. **Nick S.** will be handling donations from Huzzah Hobbies and will set up a build table with lots of give-aways for kids.

10. Bob P. suggested advertising the show with Cub Scouts in the area.

11. Dave said that Mike Fleckenstein is still on track

for photographing this year's show.

12. Scott S. confirmed that Washington Armor Club member Eric will be presenting a demonstration at our next meeting on the hairspray technique for weathering.

**Parade Ground
[20:02-20:45]**
Another great Parade Ground!

**Meeting Presentation
[20:45-21:20]**
Dave gave a slideshow on the MFCA show.

**Meeting Adjourned
[21:20]**

Attendees
Greg Paspatis, Bob Prokop, Jack Thompson, Scott Sheltz, Tim Stormer, Jenny Young, Rick Findley, David Hoffman, Darci Hoffman, Zach Becker, Gerry Joria, Jim Richey, Bernard Kempinski

NCMSS Virtual Meeting — June 17, 2023

Call to Order & New Business [14:10-14:33]

- 1. Dave** officially started the meeting.
- 2. Dave** gave a quick update on show preparation. All information regarding the show is on our website. We've been getting positive responses from our vendors with several new ones saying they will attend.
- 3. Dave** said that if anyone wants flyers to distribute to let Darci know.
- 4. Mike Pierce** phoned in from the Cedar Mountain battlefield where he volunteers. We paused talking about club

news and enjoyed a little live mini-tour of the battlefield by Mike. Mike noted the battlefield will become a Virginia State Park about a year from now. The Battle of Cedar Mountain took place on August 9, 1862. Mike gave a great synopsis of the battle showing locations with his phone camera. Thanks Mike! For more info on Cedar Mountain click [HERE](#).

5. Dave mentioned we'll be holding an online meeting for show planning in the next month. Note: there will only be an online meeting during the month of August due to the high school being closed.

**Parade Ground
[14:33-15:15]**
Another great Parade Ground!

**Meeting Presentation
[15:15-15:49]**
Dave gave a slideshow on the MFCA show.

**Meeting Adjourned
[15:49]**

Attendees
Dick Perry, Jim Richey, Mike Thomas, John Jefferies, Zach Becker, Darci Hoffman, Dave Hoffman, Mike Pierce, Brian Ford, Devin Reno





National Capital Model Soldier Society

Member benefits include:

- * Friendly monthly meetings where we share our knowledge of history, painting, and modeling techniques
- * Monthly guest speakers
- * Monthly *Dispatch* newsletter
- * The NCMSS Washington Show
- * Affordable dues

What are you waiting for?

Welcome to the club!



EVENTS AND PLACES



Photo by Buddy Seacor

Cedar Mountain Battlefield

Soldiers of Virginia – 1607-1945
Saturday, October 28th from 10:00 am until 5:00 pm.

The Cedar Mountain Battlefield Foundation presents a 300-year chronology of uniforms and weaponry of soldiers of Virginia from the colo-

nial period to World War II. The event will take place at the Cedar Mountain Battlefield and feature living historians from the Colonial Period, American Revolution, Civil War, Spanish-American War, and World War I & II. There will be a demonstration of arms, living history, hands-on activities, and more!



COME AND MAKE IT
 IPMS/USA NATIONAL CONVENTION
SAN MARCOS - TEXAS
 AUG 2ND - 5TH 2023

Protecting The Past For The Future

Special Offer!
 Renew Your Membership with the
ARTIST PRESERVATION GROUP
 through **SCALE75** and get **10% OFF** @ SCALE75 for the LIFE OF YOUR MEMBERSHIP!



EVENTS AND PLACES (Continued...)

Listening to Paint Dry with Mike & Dan Podcast



Episode 64: The Kobold Debate with Goobertown Hobbies and eBay Miniature Rescues

“Hello painters! We're back with a lovely conversation with Brent from Goobertown Hobbies and Casey from eBay Miniature Rescues. Gentlemen, it was an honor having you on the show and sharing your hobby journeys. Check out Goobertown Hobbies on YouTube at <https://www.youtube.com/@GoobertownHobbies> or on Instagram [@GoobertownHobbies](https://www.instagram.com/GoobertownHobbies). You can follow eBay Miniature Rescues on YouTube at <https://youtube.com/@eBay>

[MiniatureRescues](#) and Instagram [@eBay Miniature Rescues](#).

If you're so inclined, we'd be honored if you checked out our Patreon and all our other links.

We'll be back with our first full time sculptor interview as we welcome the amazing Africa Mir.

Whether or not you believe orcs have green or red skin, you can become a Better, Braver, Happier Painter. Until next time..”



Follow us on: [Instagram](#), [Facebook](#), [Youtube](#), and [Twitter](#)



Drop us an email at: listeningtopaintdry@gmail.com

Back to Gettysburg
American Civil War Exhibit
17-20 August 2023



HOBBY CALENDAR 2023

- JUL**
- Jul 15 (tentative) — [ScottCon 2023](#), Gen. R.L. Scott IPMS, Warner Robins, GA
 - Jul 19-23 — [Historicon 2023](#), Historical Miniatures Gaming Society, Lancaster, PA
 - Jul 24-28 — [HobbyTown Convention](#), Kissimmee, FL

- AUG**
- Aug 2-5 — [IPMS National Convention 2023](#), San Marcos, TX
 - Aug 17-20 — [Back to Gettysburg - American Civil War Exhibit](#), Artist Preservation Group
 - Aug 30-Sep 3 — [NOVA Open](#), Crystal City, VA

- SEP**
- Sep 22-24 — [JerseyFest Model Kit & Statue Fair](#), Newark, NJ
 - Sep 30 — [NCMSS 62nd Annual Washington Show](#), NCMSS, Springfield, VA

- OCT**
- Oct 7 — [PaxCon 2023](#), Southern Maryland Scale Modelers, Hollywood, MD
 - Oct 13-14 — [ArmorCon 2023](#), AMPS Northeast Military Modelers Assoc., Southbury, CT
 - Oct 20-21 — [MMSI Chicago Show 2023](#), Military Miniature Society of IL, Shaumburg, IL
 - Oct 23 — [HMGS Historicon National War Gaming Show](#), Lancaster, PA

- NOV**
- Nov 17-18 — [Long Island Miniature Model Show](#), LIMMS, Freeport, NY

If you know of any upcoming events that you would like people to know about, please contact Adjutant David Hoffman at bpchasseur@comcast.net and we'll add the date to our calendar.

☆☆☆ PARADE GROUND ☆☆☆



June “Mug-of-the-Month” WINNER



June 28, 2023

Parade Ground Participants

*Rick Findley, Greg Paspatis,
Dave Hoffman, Mike Dutcher,
Jack Thompson, Gerry Joria,
Jim Richey, Zack Becker,
Tim Stormer, Bernie Kempinski*

“High Road to Rome”
Bernard Kempinski

RICK FINDLEY

Rick said he heard about Turbo Dork paints while he was cruising through some “how to” videos. He brought in some of their metallic line with examples if anyone was interested.

All of the figures he brought in were painted with an airbrush. He said supposedly the finish turns out better if you start with a green undercoat, but he used black.

The dwarf to the right was produced by [Artisan Guild](#). (Nicely painted!)



☆☆☆ PARADE GROUND ☆☆☆

GREG PASPATIS

Since our meeting took place in late June and Russia has been in the news, Greg brought in a WWII German figure to recall Operation Barbarossa which began on Sunday June 22, 1941 when Nazi Germany and its allies invaded the Soviet Union. It was the largest land offensive in human history, with over 10 million combatants taking part.

The figure is an old one from the 1970's by Imrie/Risley. Greg said he picked up the ground cover at a new gaming store in Old Town Alexandria called [Your Hobby Place](#).




DAVE HOFFMAN

Dave brought in three pieces that he'll be taking to the [Artist Preservation Group's Gettysburg show](#) August 17-20. Dave said it's going to be a Civil War exhibition similar to the Revolutionary War exhibition held in Philadelphia at the Museum of the American Revolution in June of last year.

The first is a Scale 75 figure based off of a Keith Rocco painting of a [Private in the 3rd Georgia Infantry, 1862](#). Since he has a copy of the painting on his wall at home Dave was inspired to paint the piece. He said it's a beautiful figure that goes together well with very little cleanup.

Dave said he's been transitioning from oils to acrylics and this fig-



☆☆☆ PARADE GROUND ☆☆☆

DAVE HOFFMAN (CONTINUED)

ure is mostly done in acrylics. Shading and weathering is finished with a light glaze of oils.

Someone asked how he gets the leaves on the ground cover to stick so well. Dave said he's started using [AK Interactive Gravel & Sand Adhesive Fixer](#). It's clear, dries matte, and is really strong.

Below left is the now finished 75mm American Civil War [3rd New Jersey Cavalry "The Butterflies" by Carl Reid](#) which Dave had brought to the last meeting. Done in acrylics with a little bit of oil.




The last piece Dave brought is the 75mm American Civil War [Louisiana Tiger Zouave made by Carl Reid](#). In researching the striped pantaloons Dave said he found various styles & widths of stripes. Basically he went with the type that he could execute with masking. Pretty much all done in acrylics except for leather parts and face which are done in oils.

Jack Thompson relayed a great story about the Tiger Zouaves hijacking a train and leaving their officers behind. A version of this story (and more information) about the Tiger Zouaves can be found [HERE](#).

☆☆☆ PARADE GROUND ☆☆☆

MIKE DUTCHER

Mike brought in a work in progress commission piece. It's a Warhammer 40,000 Lion El'Jonson, Primarch of the Dark Angels Legion battling some traitor marines. He said this cast is pretty good. Can't wait to see it finished!



☆☆☆ PARADE GROUND ☆☆☆

JACK THOMPSON

Jack brought in a WWII figure by Michael Roberts Ltd that he said he picked up at our meeting. He said it was very well cast with good detail. Everything looked accurate. The only issue he had was on the figure's right arm, which Jack thought was at a bit of an odd angle. To complete the piece Jack added a chin strap on the back of the helmet, and the stacking swivel and sling on his M1.

Jack said he had just finished reading *D-Day* by Stephen Ambrose. The original figure was of a soldier from the 44th Division, but he wanted to convert him to a 116th Infantry, 29th Division. The 116th Infantry was a Virginia National Guard regiment that traced its lineage back to the Stonewall Brigade. The 116th took heavy casualties on Omaha Beach. "There was one company from Bedford, Virginia that was almost totally wiped out. They were all guys from one little town," Jack said. He noted that is why the D-Day museum is located in Bedford.

The figure is painted all in acrylics.



☆☆☆ PARADE GROUND ☆☆☆

GERRY JORIA

Gerry was inspired to bring this figure in because of our review of the book *The Black Count* in our [March/April 2023 issue of the Dispatch](#) (page 34). He said he entered it in our show about five years ago. It's a Metal Models figure of General Thomas-Alexandre (Alex) Dumas, famed warrior and father of author Alexandre Dumas. Beneath him is a 1/16th scale Carabinier plastic kit by Revell. Gerry said he picked it up at the NoVA IPMS show. Both are painted in acrylics.



☆☆☆ PARADE GROUND ☆☆☆

JIM RICHEY

Jim has been getting more into flats these days and he brought in a few of his more recent acquisitions. The pirate bust and the crow's nest lookout were both donated to the club by [The Little Tin Soldier](#). (Thank you Jack!) These are all one-sided and done in acrylics.



☆☆☆ PARADE GROUND ☆☆☆

JIM RICHEY (CONTINUED)

Jim also brought in a 3-D printed wizard that he picked up from the [Model Cellar](#) at the MFCA Show in Philadelphia. The name of the figure is Aberus Ribeiros and it's by Loot Studios.

The piece is done all in acrylics. Jim said that he's been using the tube acrylics with a wet pallet and they've been great to work with. Jim uses Scale 75 paints.

The question came up about tube acrylics and how to avoid the paint becoming "very chalky." Dave said that the problem could be only using water to thin the paints. He recommended using airbrush thinner. Jim added that he uses distilled water. Jim says he also uses "Photo-Flo".



☆☆☆ PARADE GROUND ☆☆☆

ZACH BECKER



Zach brought in a vignette that he originally received as a gift. He didn't know the manufacturer because it wasn't labeled when he got it. It's a French chasseur being attacked by a Russian peasant. He said that he hadn't painted a horse in the last 15 or 20 years. (Our horse expert Jenny Young approved, saying it looked pretty good.)

The kit is white metal. Zach said there was a lot of detail on it and it was fun to put together.



☆☆☆ PARADE GROUND ☆☆☆

ZACH BECKER (CONTINUED)

Zach also brought in his version of our [62nd Annual Washington Show Figure](#). He did a great job painting it, although he did mention he had some difficulty with fitting the figure's right arm. The Join or Die poster was an excellent touch!

Lastly, the troll at the bottom is from [Found Miniatures](#) by Daniele Found from Italy. Zach said they have very interesting and surreal kits. It was a Christmas gift from family. (Moms give the best miniatures!) This kit had lots of detail on it. Done entirely in acrylics.



☆☆☆ PARADE GROUND ☆☆☆

TIM STORMER

Tim transitioned some time ago to doing “paper dolls” for various reasons. He’s been a good advocate for the hobby over the years. This month Tim brought in a Martin Luther figure and the two Mario Brothers (Luigi and Mario) of Nintendo fame. They can be downloaded at Paper-Replika.com. Tim had hoped to put the Mario Bros together with his grandson, but they turned out to be too difficult.

While working with paper is fun, Tim says he’s ready to get back to painting historical figures again. We look forward to seeing his excellent work in future Parade Grounds!



☆☆☆ PARADE GROUND ☆☆☆

BERNARD KEMPINSKI

Bernie brought in his completed “High Road To Rome” WWII diorama that he’ll be taking to the [IPMS National Convention in Texas](#) this August. Bernie worked on this with his brother. It’s the 36th Infantry Division in the breakout of Anzio and the battle of Velletri.

The Germans had us bottled up for months at Anzio. The 36th Infantry found a mountain pass that was undefended with only a German observation post on the top. On the night before the breakout the infantry captured the post while the Germans were bathing. That day engineers widened the mountain path so tanks and other vehicles could get through, hence the bulldozer and tank in the front of the diorama. Bernie said that at the time [Eric Severeid was there and reported](#) on the action. In his writings he mentioned a jeep with a wounded soldier on its hood, which is included.



☆☆☆ PARADE GROUND ☆☆☆

BERNARD KEMPINSKI (CONTINUED)



Most of the figures are 3D printed. The tank is Tamiya and the dozer is by MiniArt. Bernie said the tracks on the dozer are almost impossible to complete with no extras included. The jeep is also by Tamaya. The soldier on the stretcher is 3D printed.

Below right are two small figures that Bernie also brought. He said that Dave's presentation on shadow boxes inspired him to begin working on one featuring the Oracle of Delphi. We're looking forward to seeing it!



☆☆☆ PARADE GROUND ☆☆☆



Virtual Meeting
June 24, 2023
Parade Ground Participants

Dick Perry,

DAVID HOFFMAN

On the left is 3rd New Jersey Cavalryman ("Butterflies") by Carl Reid. On the right is a 3rd Georgia Infantryman by Scale 75 based on a Keith Rocco painting. Both are 75mm.

Below is a work-in-progress Wheat's 1st Louisiana Tiger Zouave, 75mm by Carl Reid Sculptures. I've been concentrating on the Civil War for the Artist Preservation Group's exhibition at Gettysburg in August.



☆☆☆ PARADE GROUND ☆☆☆

DICK PERRY

Dick said he needed a change of pace from Napoleonics and decided to finish an old WWII piece of a checkpoint gate he had built 40 years ago. He found the figures that went with it and put them together. Since he purchased the figures so long ago he wasn't sure of the maker.

At the bottom of the page is a diorama "Bastogne 1944" with 54mm figures by Verlinden. Dick said he had fun working on both pieces. It's nice to take a break and do something different!




☆☆☆ PARADE GROUND ☆☆☆

MIKE PIERCE

“WIP: 1/35 scale original sculpt, head and rifle M/R. Inspired by the painting “A Visit from the Old Mistress” by Winslow Homer. In this vignette the formerly enslaved USCT soldier is visiting his former mistress' home which is now in ruin. This is for the APG Gettysburg exhibition.”

At the bottom of the page are pictures of Mike’s completed “York” figure. Mike said, “I donated my York sculpt to the Lewis and Clark Education Center in Charlottesville, VA. First photo is my York next to base of the statue showing York, second photo is my York in front of the statue.”



☆☆☆ PARADE GROUND ☆☆☆

BOB HUETTNER

First is the Scale 75 Private 3rd Georgia Infantry, 1862 figure from the Keith Rocco painting. The second is a large scale American Civil War bust in progress. (Dave thought it might be from Pony Soldier.) Both are for the upcoming Gettysburg exhibition.



☆☆☆ PARADE GROUND ☆☆☆

BRIAN FORD

Some nice work from Brian Ford! First is the 200mm Sturmbahnfuhrer Otto Skorzeny bust by Verlinden. Next is an excellent Zulu warrior. Third is a 200mm Verlinden Mameluke bust. Finally Brian sent pictures of a mounted Scythian archer.



☆☆☆ PARADE GROUND ☆☆☆

JOHN JEFFERIES



This is John's impressive "King Harold at the Battle of Hastings, 1066". It's 90mm and scratch built. John said he started this some time ago and he really enjoyed doing it. He began with King Harold and the pointing figure. Then he decided to add figures as he got caught up in the subject. The 12-year old shield bearer gave him the most trouble, since there aren't a lot of good references on sculpting children. About 95% of the piece is scratch built with some parts from Lost Battalion (a couple heads and hands).

This is the first large multi-figure diorama that he's worked on and he had a lot of fun painting it.



☆☆☆ PARADE GROUND ☆☆☆

ZACH BECKER

The female bust was a 3D print given by a friend. It's called Helen. "I had a lot of fun creating the sheer effect...done totally with acrylics."

The second bust Zack called 'Verdaccio Elf'. "I wanted to play around with the verdaccio method of painting skin tones and this is the result. This figure is from Hera models and done all in acrylics."

The Troll is from Found miniatures. "I really love this sculptor...he has REALLY different stuff. This was done entirely in acrylics and inks."



☆☆☆ PARADE GROUND ☆☆☆

DEVIN RENO

To the left is the Scale 75 14th Infantry Regiment Drummer, based on a painting by Keith Rocco. 75mm.

Devin said he had fun putting together and also painting the NCMSS show figure. It was one of his first efforts in working with ground cover.

“The Brit and Colonials were for my son to play with. I believe they are AIP. I bought them at the Heart of Dixie show and they were unboxed. All 1/32. The Ben Franklin-looking figure is for me and was a random piece at the same show.”



☆☆☆ PARADE GROUND ☆☆☆

JACK THOMPSON

This well detailed 120mm figure was sculpted by Kai Tomori for Model Cellar Productions. Jack added the chin strap on the Adrian helmet, a button on his haversack, and a rope bail on the collapsible water bucket. The resin castings were clean and crisp and fit together well. It was painted entirely with acrylics.

"Le Poilu, literally translated means "the hairy one." The French applied this term affectionately to their soldiers in the same way we Americans called our infantrymen "doughboys" and, later in WWII, "dogfaces." French soldiers, throughout history, have loved their pipes, and this fellow is no exception."



☆☆☆ PARADE GROUND ☆☆☆

JACK THOMPSON (CONTINUED)



"I acquired this 90mm figure of a "generic" Federal infantryman of the American Civil War from the Roger Spahr collection. All the parts were in a plastic baggie with no box or instruction sheet, so I don't know the manufacturer or the sculptor (likely Mike Stelzel ed.).

This project was a little unusual for a figure painter like me because I didn't need to do any research. As a Civil War reenactor for many years, I'm completely familiar with the uniform, arms and accouterments of Union soldiers. I even know how they smelled -a bit difficult to model that, however.

I was very impressed with the accuracy and fidelity of the resin castings. The only things I added are the heel plate (stacked leather heels wore out quickly on the march, so many soldiers had them applied at their own expense) and the sling swivels on his Model 1861 rifle musket. I used flattened solder for the canteen straps and painted him entirely with Vallejo acrylics.

I labeled him circa 1862 because he's not wearing a corps badge. After 1863, most soldiers displayed some sort of corps insignia on their uniform. And I left the leather sling off his rifle because I've noticed, after examination of hundreds of period photographs, that soldiers (on both sides,) more often than not, didn't have them."



☆☆☆ PARADE GROUND ☆☆☆

JIM RICHEY

Some more flats by Jim. The first sailor with the bell came from the collection of Rodger Spahr. The background is a graphic Jim found online after searching for “stormy seas.” The other two flats were donated to the club by Jack Muldoon of “The Little Tin Soldier”.

Jim says he’s had a lot of fun doing flats. All are painted in acrylic. They all fit in 5x7 picture frames. (Jim noted that Michael’s is currently having a sale on them!)



☆☆☆ PARADE GROUND ☆☆☆



RICK SANDERS

1700 Belgorodski Infantry Regiment. Relatively new 30mm flats produced by Alexander Wilken, Germany.

LORENZO STALTARI

A work in progress from Lorenzo, Alexandros Models 75mm French Line Infantry "A La Vie, A La Mort" (Roughly translated: For better, or worse; to life, to death, etc.)



DISPATCHES FROM ACROSS THE POND

Courtesy of Robin J. Howard



Sir Michael Caine receives medals he won for fighting on the front line in the Korean War 71 years ago

By Emma Rosemurgey - LADbible
Published 16:28, 02 April 2023 BST | Last updated 16:28, 02 April 2023 BST

It's no secret that Sir Michael Caine has lived an incredible life. From appearing in more than 160 films to winning BAFTAs, Golden Globes and Academy Awards, he's been a mainstay in Hollywood for the best part of seven decades. But before the iconic Cockney actor rose to global fame, he lived a very different life.

Sir Michael grew up in a poor family, and like most men in his generation, found himself being called up to do his National Service in 1952. At the tender age of 19, the youngster was packed off to Germany for training and within just a few months, he was sent to war Korea. Then named Maurice Joseph Micklewhite, the actor fought on the front line and very nearly lost his life, after he and two men were surrounded by the enemy, he revealed in his memoir *What's It All About*.

Despite being convinced they were about to die, Caine said he felt no fear, and instead the three of them charged manically at the enemy and miraculously made it back to British lines to tell the tale. Thankfully, Sir Michael lived to fight another day, and in 1954 he made his safe return to London, where he discovered his family home had been severely damaged by bombing.

He and his family then moved into prefabricated housing in South London, where he joined the neighbourhood youth club and quickly fell in love with the club's drama classes.

Last month, celebrating his 90th birthday, the Italian Job star was reminded of his military career, after being presented with the combat medals he won 71 years ago during his time on the front line.

Caine's wife, Lady Shakira, contacted her husband's former regiment, the Royal Fusiliers, through a friend and asked for help to mark the actor's birthday.


With some help from the regimental secretary, Major Mick McCarthy, Lady Shakira decided to send Sir Michael's medals, service record and cap badge to the regiment's headquarters, where they were mounted in a presentation box - which she gave back to her husband on his birthday, the MailOnline reports.

To thank Major Mick and the Royal Fusiliers for their support, Lady Shakira made a donation to charity and sent them an incredible photo of Sir Michael proudly holding his presentation boxes.

In the seven decades that have followed since Sir Michael Caine's military stint, the actor has had a glittering career, starring in hundreds of iconic movies and becoming a household name all over the world. 🇬🇧🇬🇧🇬🇧



Caine appears at the back, second on the left. The Royal Fusiliers



The Incredible Story of Noor Inayat Khan

Liberté is a short film that tells the incredible story of Noor Inayat Khan and her bravery during World War II. Written and co-produced by Sky News anchor, broadcaster and journalist, Sam Naz, the drama is inspired by the true story of the British secret agent Noor Inayat Khan's time held captive by the Nazi regime and is based on testimony given by

the same German captors after the war. The film dramatizes the harrowing story of one of the unlikeliest of spies - a Muslim woman - who never cracked under Nazi brutality.

Note: This film is currently available to stream for a fee. Look for it when it becomes more widely available!

You can also learn more about Noor Khan by

listening to several podcasts about her on BBC Sounds. Check out [Great Lives – Noor-Un-Nissa Inayat Khan](#) and [Woman's Hour](#).





WORTHY READS


BOOK REVIEW BY DR. MIKE THOMAS

Roma Victrix: The Roman Army in Miniature
by José Sánchez and Javier Huerta
72pp, Andrea Press, Madrid, Spain, 2006

This is one of a series of 'modelling manuals' produced by this well-known Spanish firm, this one being devoted to the Roman era. More precisely, it is a slim volume of about 70 A4 pages devoted to the Andrea Miniatures models that cover this period, painted with the range of acrylic paints also marketed by Andrea. The book also includes some background information to the Roman army, much of which is concentrated in a pictorial format in a double gatefold in the centre. Naturally, the book is a translation from the Spanish and (for once) the translators have not done a bad job. Sensibly, they have employed both Spanish and English native speakers, so we have few of those, sometimes hilarious, 'translations' when moving from one language to another.

In a book devoted to modelling one should perhaps not expect a great deal of information concerning the history of the Roman army, its

tactics and equipment. The book opens with a somewhat grandiloquent description of the benefits of the Empire (fine, if you were not a slave, which most people were in the 1st Century AD). Each chapter includes an historical summary at its beginning. It's not the brevity of these that I mind, it's the accuracy. In one, for example, we are informed that: "The centurions frequently sprang from the ranks of ordinary legionaries" and that: "...they were well protected by the best quality of chain mail or scale, greater in thickness than the rest of the troops". Now, so far as we can tell, the centurionate




inevitable when something is handmade – as all Roman military equipment was. It doesn't get any better, I'm afraid. The potted biography of Julius Caesar has him involved in "a campaign of chastisement against the Druids in Britain", something that didn't happen until AD 60 under the Emperor Nero and which wasn't concluded until the governorship of Agrippa in the reign of Domitian in the 80s. I really don't want to labour the point here, so I won't give any further examples (of which there are quite a few). Suffice to say that it would have been far better if either some serious research had been done, or this aspect

should have been omitted completely and more attention devoted to the modelling.

What of the models and their painting? As I said at the start, all the models come from the Andrea range and are in a variety of sizes, from large-scale busts to 'wargames' miniatures. With few exceptions (mainly faces and 'washes', which oils are used for) they are all painted using acrylics. They are also, in my opinion,

"They are also, in my opinion, mostly not very well painted, certainly not up to what I would call competition standards"

was always promoted from the ranks and there is absolutely no way to tell who owned what piece of mail (incidentally, it's ring mail, not chain!) Variations (in thickness or anything else) are



Preserving the Past for the Future



ROMA VICTRIX REVIEW (CONTINUED)

mostly not very well painted, certainly not up to what I would call competition standards (apart from the honourable exception of the large-scale centurion bust, which is well handled despite the dubious colours). I must admit that I have never been particularly pleased with the sculpting of the Andrea range of figures, the 'Republican legionary' they use here, for example, looks like a Neanderthal! However, to be fair, the bust of the centurion is definitely a cut above the rest. Painting instructions (where they exist) are given in the now well-known format of a series of staged pictures.

However, it doesn't matter how good the painting is if the model itself is poorly sculpted and it certainly doesn't help if a silly colour scheme is adopted (like the universal bright scarlet tunics for the legionary infantry or a 'white leather' cuirass for Julius Caesar or a blackened helmet for the centurion bust).

Undoubtedly, the major chapter in this book is concerned with a large diorama



with over 50 figures in it. It is obviously based on the opening scene from the 'Gladiator' movie and even has Andrea's version of a mounted Russell Crowe as the central figure. There is a lot of minor conversion work that has gone on here and the actual base area is well constructed and thought out. Even here, there is only a very sketchy description. The potentially very interesting construction of the pine trees, for example, is dismissed in a very short paragraph with no 'step-by-step' photos. Thus, there is little here to interest the experienced modeler and insufficient to be of much help to

the novice. The book concludes with an embarrassingly short review of the enemies of Rome, comprising the Celts, the Germans, the Carthaginians, and the Huns. More evidence of poor research here, I'm afraid. One of the 'Celts' sports the helmet with the large horns and the so-called Battersea shield – both of which were votive offerings and of approximately half scale and so could not have been actual war items. In conclusion, then, I am not terribly impressed by this small tome. At its most charitable, this book isn't a bad advert for the wares of Andrea Miniatures that cover this period. It does not contain anything like sufficient detail of an historical nature and (perhaps more important) there is little modelling detail or value either. What there is of it is skimmed and devoted to only one (albeit, currently very popular) painting medium. I would hesitate to recommend this volume as anything other than an introduction. —Mike T.



Mike Fleckenstein Photography

346 Dunbarton Lane
Conway, SC 29526

Facebook
[facebook.com/MikeFleckensteinPhotography](https://www.facebook.com/MikeFleckensteinPhotography)
[facebook.com/MikeFleckensteinScaleModels](https://www.facebook.com/MikeFleckensteinScaleModels)

E-Mail
moflfleck@yahoo.com


Phone
540.438.8162

F-4EJ Kai Phantom II
Go for it!! 301sq

GAEL HOBBIES

The Little Tin Soldier

Purveyors of Flat Figurines
TheLittleTinSoldier.com



THE MODEL CELLAR

We produce a range of figures, busts, and accessories with a special interest in The Great War, 1914-1918

MICROWORLD GAMES, LLC

MADE IN THE USA
Stearns PT-17 with American Cadets ICAI
 The Great War

1:22

MICROWORLD GAMES, LLC Your only option for everything hobby

THE RAID AT TARGOVISTI AND THE FOREST OF THE IMPALED

([Buk's Historical Ad Hockery](#), June 23, 2017)

A special thanks to **Bob Huettner** for suggesting we feature his friend Kevin Bukowski, who has graciously allowed us to reprint his writings.

Please note: The following text is reprinted here in full with no additions or corrections. Any questions or comments should be directed to Mr. Bukowski on his blog [Buk's Historical Ad Hockery](#).

In 1559, the Ottoman Sultan Mehmed II sent envoys to the Principality of Wallachia to inquire why the jizya (The Islamic tax on non-believers) had not been paid. Wallachia's voivode, or prince, Vlad III Dracula ("Dracula" because he was the son of Vlad II Dracul) felt that his rule over Wallachia was sufficiently consolidated, and that he no longer needed the Turks. He knew war would come with the Ottoman Empire if he didn't pay so in his customarily bloodthirsty manner, Vlad provoked one. He asked the envoys why they didn't remove their turbans in his presence, and when they replied it was not their custom, he had his guards nail the turbans to their heads.

After ambushing and defeating the army the sultan sent for revenge, Vlad III Dracula invaded Bulgaria. He slaughtered, by his own words, over 25,000 Turks and Bulgars, "...without counting those whom we burned in [their] homes or the Turks whose heads were cut [off] by our soldiers..." In retaliation, Mehmed II sent a massive army of over 130,000 against Vlad to annex Wallachia outright.

Vlad could muster only about 30,000 men against this force, so he needed to reduce the Turkish numbers if he planned to defeat them in battle, or more likely, force them into a siege where the Turks could be weakened then annihilated. Vlad con-

ducted a guerrilla campaign against the Turks with his cavalry, killing and capturing thousands of foragers and stragglers. He also sent diseased people into the Turkish camps in a crude form of biological warfare, and managed to infect part of the sultan's army with the Bubonic plague and leprosy. Worse still, he conducted a scorched earth policy back across Bulgaria and into Wallachia. He killed or removed the people, poisoned the wells, salted the fields, burned the villages, rerouted rivers to make swamps, and rendered the castles indefen-



Ambras Castle portrait of Vlad III (c. 1560), reputedly a copy of an original made during his lifetime

"He was not prepared for what he found in the fields just outside the city."

sible, even in his own country. The Turks advanced into a wasteland. In mid-June 1462, Mehmed approached Vlad's capital, the fortress city of Targoviste, where he knew Vlad planned to make a stand. A few days before the Turks invested the city, they paused and made camp to prepare. Vlad, who grew up among the Turks as a hostage but didn't convert, snuck into the camp to assess his adversaries. He found them weak and disorganized.

On the night of 16-17 June 1462, Vlad III Dracula

attacked the Turkish camp in daring torch lit raid for the specific purpose of assassinating the sultan. The charge of about 10,000 horsemen caused great confusion amongst the Ottomans. Vlad himself led the attack directly at the sultan's tent. However, in the confusion of the assault, Vlad mistook the grand vizier's opulent tent for the sultan's. By the time he realized his mistake, the sultan's Janissaries (elite warriors comprised of Christian boys forcibly converted to Islam then trained as soldiers) led by Vlad's brother Radu, whom shared his time as a hostage, rallied and protected the sultan. The Wallachians withdrew back into Targoviste, unsuccessful in their mission.

It took the Ottomans several days to reorganize. Once ready, Mehmed advanced again on Targoviste intent on ending the Wallachian resistance once and for all time. He was not prepared for what he found in the fields just outside the city.

Vlad III Dracula was one of the most bloodthirsty men

RAID T TARGOVISTI (CONTINUED)

in history, for good reason. Even by the brutal standards of the day, Vlad set himself apart. His favorite form of



Vlad the Impaler—German Woodcut by Ambrosius Huber, 1499

torture and execution was “impalement”. During impalement, a long thick sharpened pole was inserted into the victim’s anus and the pole was then placed upright into the ground with the victim perched above. Over hours and sometimes days, the victim would slowly slide down the pole until sharpened end pierced out of the torso, or even the throat or mouth if the angle was correct. In an age of gruesome executions, impalement was probably the worst way to die.

On 23 June 1462, Mehmed approached Targoviste and found tens of thousands of his warriors and

people impaled. All of the stragglers and any Turkish people Vlad captured, including prisoners from the recent raid, Vlad had impaled in front of Targoviste. An observer noted, “Twenty thousand men, women, and children had been spitted” and “There were infants too affixed to their mothers on the stakes, and birds had made their nests in their entrails...” The sultan called the grisly sight, “The Forest of the Impaled”. It had its intended effect on the Ottoman Army; Mehmed withdrew from Wallachia.

Thereafter Vlad III Dracula would be known as “Vlad Tepes” –Vlad the Impaler. **KB**



Vlad Dracula Prince of Walachia in Figures



Vlad Tepes "Dracula" by FeR



Vlad Tepes by Michael Kontraros



microMANIA - Vlad the Impaler Bust



Vlad Dracu by Pegaso



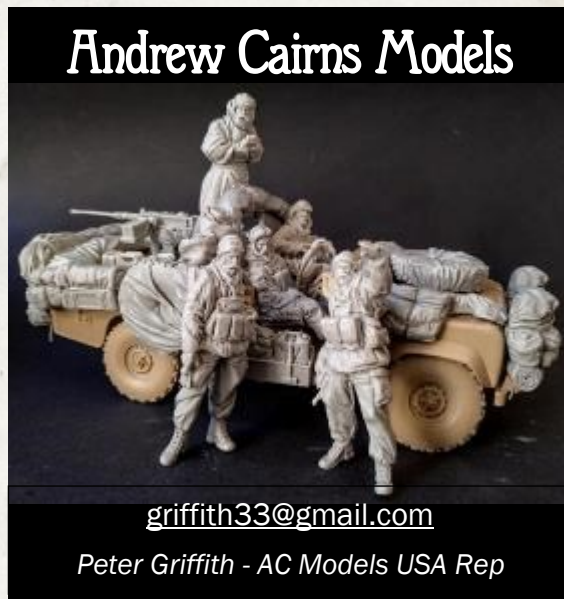
THE NCMSS DISPATCH SWAP MEET

Search, Buy, Sell, Trade

Welcome to the place where NCMSS Members and friends of the club can trade, sell, or obtain items of interest and need. Contact your Dispatch editor if you wish to submit a request at bpchasseur@comcast.net



Black Heart Models



Andrew Cairns Models

griffith33@gmail.com

Peter Griffith - AC Models USA Rep

WANTED TO BUY



Grand Duchess Tatiana Romanova

in the uniformed dress Colonel-in-Chief 8th Voznesenskiy Lancers Regiment
Russia 1912-1914

By Chronos Miniatures

Kit#: CHM-54080(m)

Sculptor: S. Tomilia

Scale: 54mm

Material: White Metal

"This one has been out of production for a few years and I haven't been able to find one anywhere, not even eBay." — Rick F.

If you have one to sell or know of where Rick can purchase one, please contact him at:

rick_findley@hotmail.com





THE NCMSS DISPATCH SWAP MEET

Search, Buy, Sell, Trade

Welcome to the place where NCMSS Members and friends of the club can trade, sell, or obtain items of interest and need. Contact your Dispatch editor if you wish to submit a request at bpchasseur@comcast.net



THE MODEL CELLAR



Werner Voss
1/24 Scale



GAEL HOBBIES



Your
First
Choice

for
Display
Bases

La Longue
Carabine

BIRCH TREE ENTERPRISES

John Jefferies
Phone: (516) 662-5281 E-mail: birchtreejohn@aol.com



HuzzahHobbies.com

Phone: (703) 466-0460



**Bartons, Almonds, Series 77,
Poste Militaire, Ceremonial
and many others**

Brian Ford in Wilmington, N.C. has been getting rid of some of his stash of kits. He says he has plenty from the mid 70's to the late 90's. If you are looking for a particular kit(s), please contact Brian and he'll see if he has it.



Brian has Bartons, Almonds, Poste Militaire, Series 77, Ceremonial, and many others. Contact him at: aford1@ec.rr.com



HUZZAH HOBBIES

LOUDOUN COUNTY'S TABLETOP GAMING HEADQUARTERS



THE NCMSS DISPATCH SWAP MEET

Search, Buy, Sell, Trade

Welcome to the place where NCMSS Members and friends of the club can trade, sell, or obtain items of interest and need. Contact your Dispatch editor if you wish to submit a request at bpchasseur@comcast.net

CUSTOM DIORAMICS

QUALITY MINIATURES IN VARIOUS SCALES
FROM ONE MODELER, TO ANOTHER

WWW.CUSTOMDIORAMICS.COM/SHOP
CUSTOMDIORAMICS@GMAIL.COM

LEGENDS & LORE Resin Figures

YANKS MINIATURES

Collectible Kits



Phoenix Follies

Vintage Fantasy
Military Figures
Armor
Aircraft

“Ask about our gnomes”

John's

Models

Cantonment, Florida
Phone: (850) 968-6008

James L. Pratt

Purveyor of eclectic, rare, and hard-to-find models

Email: jameslpratt@aol.com

Club website:
ncmssclub.org

Club Facebook:
[NCMSS](https://www.facebook.com/NCMSS)

BACK PAGE

2023 NCMSS Officers

Commanding Officer Burt Thompson 907-957-0607
thompsonnu84@gmail.com

Executive Officer Bob Prokop
rprokop@hotmail.com

Adjutant David Hoffman 240-912-6499
bpchasseur@comcast.net

Paymaster Darci Hoffman 240-912-6499
dkdickens-h@comcast.net

Show Chairman Burt Thompson 907-957-0607
Thompsonnu84@gmail.com

Vendor Chairman Grant Berry 301-829-6110
Granthberry@aol.com

Webmaster Mike Fleckenstein 540-498-0162
modlrifleck@yahoo.com

Dispatch Editor David Hoffman 240-912-6499
bpchasseur@comcast.net



MICROWORLD GAMES,LLC

IC#8

1:22

MicroWorld GAMES, LLC

Your only option for everything hobby

S&J Hobbies

ebagnoli@aol.com

Advertising Policy

The Dispatch does not accept paid advertising; but will accept, without obligation and on a "first come-first served" + space available contingency, business cards or ads for miniature, toy soldier, plastic model and similar shows submitted by NCMSS members of other clubs, associations, or businesses that the NCMSS has an association with.

Ads for shows must be submitted by the 15th of the month for a show scheduled for the following month. Business cards may be submitted for continuous running, subject to space availability. Members may also submit sale/want ads as desired. Ads or business cards in compliance with this policy and printed in The Dispatch do not represent an official endorsement by the NCMSS; nor does NCMSS endorse specific shows or vendors.

National Capital Model Soldier Society (NCMSS) 2023 Membership Application / Renewal

Please PRINT Information Legibly & Clearly

If **renewing** membership and there is **NO CHANGE** in information from the previous year, simply print your "**NAME**" on the **Name** line and print "**SAME**" on the **Address** line of this form.

Date: _____ New Member: _____ -or- Renewal: _____

Name _____

Address _____

City _____ State _____ Zip _____

Phone (H) _____ (C) _____ (W) _____

Email _____

NOTE: Newsletter will be provided **ONLY** in electronic digital format as an attachment via email

Figure Modeling Interests: (tell us what historical era -or- special genre you particularly enjoy modeling or collecting)

Annual dues of \$20 are payable to **NCMSS**. Send check or money order and this form to:
Darci Dickens-Hoffman (Paymaster), 17720 Mill Creek Dr. Derwood, MD 20855

NOTE: information on this form will be included in the **2023 NCMSS Membership Roster**

For internal paymaster's use only:
Payment rec'd by: _____ Date payment rec'd: _____ cash: ___ (or) check #: _____