



NCMSS 2023

Washington

Show Figure

Thank you Mike Stelzel



Club member Mike Stelzel (Michael Roberts LTD.) has graciously volunteered to sculpt and cast a limited edition figure for our show in September of a Revolutionary War militiaman based on the following photographs. It will be 75mm and the tree will be included. Mike has started sculpting and hopes to have it completed soon.


Parade Ground

NCMSS Club Meeting

January 25, 2023

Robert Prokop

Bob showed us a 1/9 scale figure of a SEAL from the early Afghanistan War from Airborne Miniatures, a work in progress. This is available in multiple scales and they do a later SEAL in more standardized uniform, with updated helmet and equipment, which Bob is considering doing as well. In this case the figure is wearing Levi Jeans, and photos show them wearing all types and colors. Members commented he weathered these very well. The Mic boom was from some copper wire he had and he has a few details and highlights to complete. A few suggested tatoos on the arm too and we will see.



Jack Thompson



Jack brought in a very special vignette based on a Bill Maudlin cartoon "Don't startle 'im, Joe. It's almost full". He told us how his mother was a "Donut Dolly" for the Red Cross during World War II and rolled with the 3rd Army in the European Theatre with two other ladies in a truck called a "Club Mobile". She even shared breakfasts with old "Blood and Guts" Patton and was at the relief of Bastogne.

She sent Jack a first edition of Maudlin's "Up Front", a collection of his cartoons featuring the iconic Willie and Joe. Of course Patton hated these and Maudlin did not miss an opportunity to poke him in the eye. It was a favorite read of Jack growing up and he decided to do a vignette based on this particular cartoon, two G.I. s waiting to ambush a German with a bottle of Cognac to snag his booze.

Jack Thompson

He carefully converted some stock figures to match the cartoon, and a careful look shows that he achieved this. Notice the 3 stars on the bottle, which may have been another dig at George. Jack completed this about 30 years ago and sent pictures to Bill Maudlin while he was still alive. And responded in appreciation and said he didn't realize people did this kind of thing. It also made the cover of Military Modeling magazine.



Luis Fernando Andres

Luis, being consistent with his smaller scale figures, did a 1/72 French Artillery gun and crew from 1815. An injection molded kit, Luis removed the bases and used wire to mount the figures on cork for painting and then added on his base. The cannon was pretty basic so he modified it with handles and reinforcing bands on the breech. The stacked muskets was a nice add too.



Jim Richey

Jim brought in a flat that he got at our Christmas meeting donated to the club by Jack Muldoon of the Little Tin Soldier. It is a work in progress with the Tartan still to complete. It is fair to say Jim was working from the bottom up!



Greg Paspatis

Greg did this figure of a Hessian back in the 1970s and brought it in to commemorate the battle of Trenton. Unknown maker and a solid casting in 1/35 scale.


Parade Ground

NCMSS Club Zoom Meeting

February 18, 2023

Robert Huettner

“These are one-of-a-kind busts of real Soldiers sculpted and produced by Sabot Miniatures. I served with these men during my career and wanted to present them with a unique way of honoring their service and our friendship. The medic is MSG (Retired) Tim C., my best friend and a medic who served with me in 1-4 CAV and 1-91 CAV. I have known him since 2001. He was a senior medic/PSG in 1st Squadron, 4th Cavalry; 1st Infantry Division during OIF2. He later served in 1st Squadron, 91st Cavalry; 173rd Airborne (SETAF) in Afghanistan. The bust depicts Tim in 2007 in A-stan. The picture below is from 2003. The bust will go to the Atlanta show before being shipped to Tim. Sabot miniatures may make it for commercial release sometime in the future. The scissors were made from wire; the constricting bands from tape. The design on the mug was copied from his mug and shrunk down (it is the 7th ATC patch with 7th Army written underneath and Graffenwher in the scroll above).”



Robert Huettner

“This is the second bust of a friend of mine also sculpted by Sabot Miniatures. The Scout is SFC (Retired) Brian B. I have known him since 1995 and we served together on many occasions. He was also in 1-4 CAV and 1-91 CAV. Brian spent 24 years in the Army as a Cavalry Scout. The bust depicts Brian in 2007 in A-stan. The picture on the right is from 2007.



Robert Huettner

Some other figures Bob did. Below is Young Miniatures very popular 1/10 Viking bust. On the right: "My rendition of Model Cellar's 1/9 scale "over the top"- I titled it "I have a rendezvous with death" and paired it with the poem of the same title." He added sand for added texture to the helmet. At our last show Model Cellar donated one of these busts for our Best WWI Figure Award.




Robert Huettner

Two more from Robert, one a classic FeR figure, a trooper of Partisan Lee's Legion, 1782 in 75mm along with a cavalry trumpeter from the 2nd Continental Dragoons.



Burt Thompson

Burt has been working on this Vietnam diorama for awhile and it is coming together beautifully.. He has showed it in the past as a WIP in our regular meetings. These pictures show the Huey finished and the final fitting of the figures. Very impressive display.



Lorenzo Staltari

Blacksmith Miniature's "Uncle of Loose Hair", 54mm.



Peter Espada



F-104C fighter in USAF Tactical Air Command markings



1932 Ford Custom Coupe.



TOR M-2 Russian anti-aircraft missile system



Still-to-be completed Boeing 707 in Pan Am markings



Panzer IVH from the Monogram kit—heavily modified




M37 truck—a commission build

Jim Evans

“The Child” (Grogu) from Belisama’s Workshop (3D print)



“Breathe”, post-apocalyptic child, LIFE Miniatures, 1/12 scale. Both painted with acrylics.



Mike Pierce



On the left is a Hessian Grenadier at White Plains New York during the American War of Independence. He is moving into a meadow of waist high grass that was alight in several places from the burning from American Skirmishers. The Hessians held their cartridge boxes high to prevent gun powder from igniting. Historex head , sword and canteen . Musket courtesy of Don Johnson, the rest is scratch built with combination of duro/magic sculpt. Hemp rope for grass with charcoal added for burnt grass



WIP of York, the third member of the Lewis and Clark Discovery Corp. The Lewis, Clark Families and Thomas Jefferson were from Albemarle County VA, where I live. York, the enslaved property of the Clark Family, may have been born south of Fredericksburg VA or in Charlottesville VA. Appreciate any insight. BTW: another famous Clark family member is George Rogers Clark Am Rev hero and , the older brother of William Clark.



Rick Sanders



1914 Russian Cavalry produced by the Mars company in Sweden.



1914 Russian Cavalry by Kieler Zinnfiguren produced before 1950.

Rick Sanders




1914 Russian infantry produced by the Mars company in Sweden.



1557 Moscow's 13th "Lagofskin" Strelzi Regiment, figures by the late Heinz Tappert and others

Rick Sanders

1880 "Russian General Staff on the Battlefield", a set produced by the Ernst Heinrichsen company of Nuremberg. The molds were engraved in 1888 and refurbished in 1999. A detail of one of the figures, a general with two adjutants, is below.



Michel Brasseur

“Asterix hustles a Roman patrol” – tin flat 31mm high, work in progress.

It is a combination of two drawings extracted from two books from René Goscinny and Albert Uderzo’s adventures of Asterix and Obelix: No 2 ‘Asterix the Gladiator’ on page 11 picture 1 and No 2 ‘Asterix and the Golden Sickle’ on page 41 picture 11. Unknown engraver and editor. The painting undertaken is a small competition exercise between the president of our painting Club AMC and myself, for the most realistic oil painting.



+



I started by painting the back side with the ‘grisaille’ technique (please refer to Penny Meyer), with Payne Grey and White.




The front side started with the legionnaires faces, and for about one month duration, with the best 3D effect given.

Michel Brasseur

“King John (João) I of Portugal, House of Aviz (1357-1433) “ –tin flat 30mm high. Work in Progress

It is edited by SEGOM (French editor), drawing by Jean Barrière and engraving by Daniel Lepeltier, It belongs to the Series No 18 “Great European Armor in the XVth Century”, I.D. AM/EN7.



John was the illegitimate - son of Pierre I (House of Burgundy) adding his own heraldry too as Great Master or Aviz order. He had the longest reign as king (48 years) among the 38 kings of Portugal, This flat represents the king on a tournament (helmet and dragon cimier).

Still in process of oil painting



Michel Brasseur

“English halberdier of the XVth Century” - tin flat 75mm
It is edited by Quadri Concept (French editor), drawing by C. Desfontaines, engr. by Daniel Lepeltier and belongs to the Series “Chess”, I.D. AM/EN 7: ‘pawn’. Another piece I am painting too.



The series represents eight (8) French and eight (8) English figures of a Chess related to the Crecy battle in 1436 during the Hundred Years War in France. Only three pieces on 16 were ever painted so far. The editor, Louis Becavin is still alive in Paris and casts & sells on request only

Dick Perry

Dick completed two flats that he has had for awhile, a Grenadier a Cheval Trumpeter and a Mameluke Kettle Drummer of Napoleon's Imperial Guard.

